



BOOSTER FAN PH-VP600

POWERED by **HONDA**™

User Manual (original)
Operations Instructions



Pavliš a Hartmann, spol. s r. o.

V Telčicích 249, 533 12 Chvaletice, Czech Republic

Tel.: +420 466 985 890-2

Fax: +420 466 985 367

Mobil: +420 602661103

E-mail: office@php.cz

Website: www.php.cz



VAT. No.: CZ 60934000, Id. No.: 60934000

Registered with Regional Court in Hradec Králové, section C, entry 6042, on 22/03/1994

PAVLIŠ & HARTMANN s.r.o. reserves the right to carry out modifications and upgrade to the product which will not affect the function of the device according to the specified textual and visual information in this Operation Manual without previous notification and without being subject to any liabilities.

CAUTION

The user is obliged to read and understand this manual and follow all instructions for operation to avoid danger to health and property of the user or other persons. Safety precautions in this manual do not describe all the possibilities, conditions and situations which may occur in practice. This device may only be handled by mentally and physically healthy persons.

The manufacturer does not accept liability for any damage caused by unauthorized use, improper operation and for damage in consequence of any changes to the device carried out without the manufacturer's approval. For professional use, the owner is obliged to ensure that the persons operating the device shall be trained in safety precautions and instructions for operation.

Contact your dealer or manufacturer if some information in the manual is unclear; see address and contact information on the cover page of this manual.

The enclosed Operation Manual to this device is an inseparable part of the device and must always be available. When selling the device to another person, the manual must be passed to the new owner.

During the work, it is especially necessary to adhere to the safety precautions to avoid danger of injury to yourself or other persons in the vicinity.

INTRODUCTION

Dear customer!

By buying the PH-VP-600 Booster-Fan, you have become an owner of one part of the wide range of Pavliš a Hartmann s.r.o. products. Please read carefully this Operation Manual. If you adhere to the instructions specified here, the device will provide you reliable operation for many years. At the moment of sale, the device is ready for immediate use, i.e. it comes with operation fills and has been tested.

SAFETY PRECAUTIONS

- This ventilator shall be operated only by trained personnel and only by an 18-year or older person.
- Neither start nor use the engine in enclosed areas. The fumes contain poisonous carbon monoxide.
- The exhaust pipe silencer stays hot after switching the engine off. Pay special attention when handling or re-fuelling.
- The engine must be shut-off when refuelling. Make sure that no fuel escapes and avoid spilling it onto the engine.
- Pay special attention when exchanging oil in the engine. Adhere to the environmental law and regulations when handling fuel and oil.
- Do not run the device unattended.
- This ventilator may never be tilted at more 20 degrees from the horizontal position. (Danger of damage to the engine by oil penetrating to the engine).
- When cleaning or adjusting, switch off the engine and disconnect the sparkplug cap.
- It is not allowed to remove guards and protection devices.
- Use only original manufacturer parts approved by the manufacturer.
- Do not insert or allow fingers or foreign objects to enter any ventilation or exhaust opening.
- Do not block the airflow of the fan in any manner while it is in operation.

TECHNICAL DESCRIPTION

Motor:	HONDA GX 270
Rotor:	Multi-bladed rotor, 6 bladed Polymer-Rotor
Rotor-cover:	Welded
Motor cover:	Metal plate stainless steel grille

The PH-VP-600 is a compact, portable and easy to use Booster Fan. Equipped with a Honda GX 270 four- stroke petrol engine with an output of 8.4 kW. The fan impeller is driven directly by the engine and is protected by a coated metal plate and a coated steel grille. The welded steel frame (with rubber feet) ensures stability on any surface. The folding handle and transport wheels allow easy movement of the unit.

Note: The fan includes a device for producing water fog, which can be controlled by a manual valve.

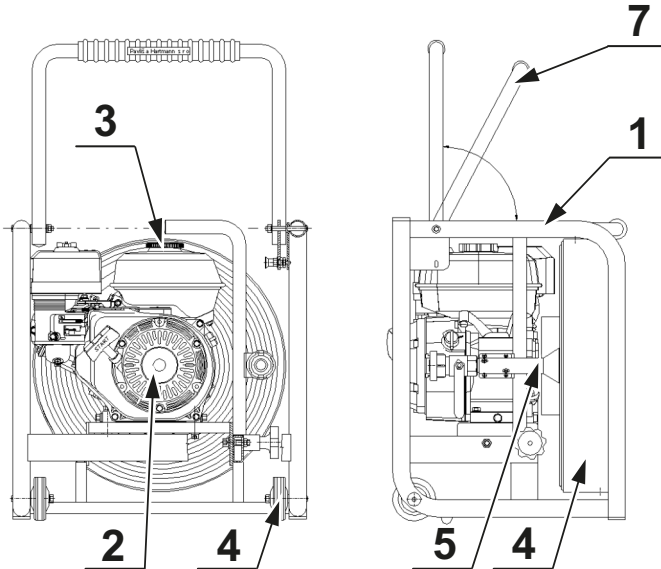
MAIN TECHNICAL SPECIFICATIONS

- Rated output: 23 200 m³/h
- Total output: 55 000 m³/h
- Engine: Honda GX 270, 4-stroke
- Engine output: 6.3 kW / 8.4 HP at 3600 rpm
- Fuel tank capacity: 5.4 l
- Fuel: petrol BA 95
- Impeller: Positive pressure, 6 vanes (ø 520 mm)
- Max. air speed: 110 km/h
- Turbine inclination angle: Adjustable 0 - 18°
- Dimensions (L x W x H): 460 x 630 x 665 mm
- Dry weight (empty): 44 kg

RECOMMENDED FUEL AND OIL

Petrol: unleaded petrol, min. octane number 95

Oil: according to the engine manufacturer's instructions



1 Steel-pipe frame Pavliš & Hartmann s.r.o.

2 Engine Honda GX 270

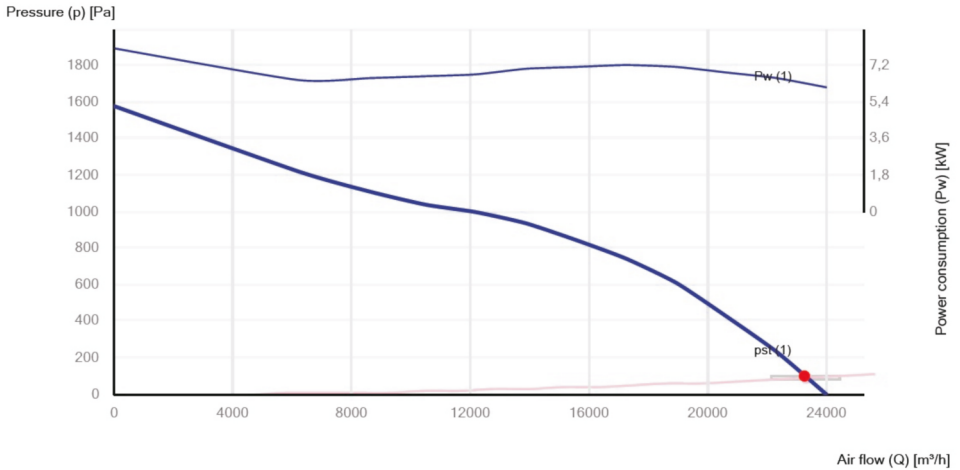
3 Fuel tank

4 Rotor / cover

5 Device for producing water fog

6 Transport wheels

7 Folding handle



USE

The PH-VP-600 Booster Fan can be used during fire actions in structures with dense smoke reducing concentration of noxious and explosive gases. The booster fan works on the principle of creating a positive pressure in structures in a mechanical manner using a rotor-turbine which produces a powerful and directed flow of air used for ventilation of the area.

It is intended to fight smoke, gases, high temperature and for drying of buildings.


WARNING: The device may not be used in enclosed spaces! Danger of carbon monoxide poisoning!!!

WARNING ON THE USE OF THE DEVICE

- Fuel and oil must be checked before every use.
- Do not use the ventilator on unsteady or unstable surfaces, before starting up the engine remove any objects that may be sucked in by the ventilator.
- During the device use there is danger of burns from the engine exhaust outlet.
- Caution – engine exhaust gases are poisonous – never operate in confined areas.
- If in danger, switch the device off by moving the main switch to its „O“(OFF) position.
- Do not operate in explosive environments.
- Do not modify the ventilator in any way.
- Never operate the ventilator without proper safety guards in place
- Do not use the ventilator for other than its intended purposes

PREPARATION, START-UP AND OPERATION OF THE DEVICE

1. Make sure there is sufficient fuel and oil in the tanks.
2. Place the device on a flat surface, ensure that no foreign matter exists within the unit and ventilation duct and that there is no obstacle blocking the entry/exit of air.
3. Start the engine according to instructions given in engine operator's manual, page 12 to 16.
4. Make sure that the airstream is flowing without obstruction and that the air intake is not blocked by debris.
5. To turn off the power move the main switch to its „O“(OFF) position.



Throttle (fast and slow)

Choke On / Off

Gasoline petcock open / close

Starter pull rope



Main Switch

MAINTENANCE

- Do not dismantle the device.
- Clean the protective grid, rotor and cover only with ecological cleaning products.
- Check regularly the rubber feet of the steel tube frame.
- Regularly inspect whether all screws are securely tightened.
- Maintenance of the engine, oil changes, changing of the air filter according to the maintenance schedule mentioned in the Honda engine user manual.

STORAGE

- Keep the device in a dry area and always in horizontal position.
- Protect against climatic effects.
- Prevent from handling by unauthorized persons.
- If long-term storage is expected, drain petrol out of the tank and conserve the engine, according to the manufacturer's instructions.
- Before storage clean the device from dirt.

FAULTS, THEIR CAUSES AND REPAIR

1. Solutions with regard to motor malfunction(s) can be found in the Honda engine user manual
2. For secure protection against unintentional switching, disconnect the spark plug cable from the spark plug.
3. If the Booster Fan does not work, please contact us.

DELIVERY

The device is supplied completed and tested. The Booster Fan PH-VP-600 will be supplied with Booster Fan instruction manual and a Honda engine user manual / warranty card.

DISPOSAL

After the end of the device's lifetime, have a specialist company to dispose of the Booster Fan.

WARRANTY TERMS

Pavlis & Hartmann s.r.o. only takes liability for the design, function, quality and completeness of the device providing that the device has been handled and operated in compliance with the Operation Instructions which are inseparable part of each device.

Warranty does not cover any damage resulting from natural wear, improper storage or unprofessional operation, or any damage caused by the purchaser or a third person.

Warranty is void in the case of the device accident not caused by a fault on the manufacturer's side, or in consequence of any intervention in the device design without the manufacturer's approval.

The warranty period for the complete device is 24 months after the day of sale and may only be made to Pavliš & Hartmann s.r.o. The engine warranty period is also 24 months after the day of sale and it can also be applied to an authorized Honda Service Centre.

EC DECLARATION

The device complies with all the relevant regulations:
Government regulation (directives):

1. Government regulation No. 176/208, Coll., specifying technical requirements for machinery devices (European Parliament and Council directive) 2006/42/EC of 17th May 2006 on machinery devices and the amendment to directive 95/16/EEC.
2. Government regulation No. 616/2006 Coll., (of 20th Dec 2006) on technical requirements for electromagnetic compatibility of products. (European Parliament and Council Directive 2004/108/EC of 15th December 2004 on approximation of legal regulations of the member states pertaining to EMC and on revocation of Directive 89/336/EEC)

of the harmonized standards:

ČSN EN ISO 12100:2011; ČSN EN 349+A1:2008; ČSN EN 614-1+A1:2009; ČSN EN-ISO 13857:2008; ČSN EN ISO 953+A1:2009; ČSN EN 1037:+A1:2008, ČSN ISO 1037+A1:2008; ČSN EN ISO 13732-1:2009; ČSN ISO 3864:1995

Place: Chvaltice

Stamp (OTK)

Date:

Serial No.:

issued by: